

***LEARNING  
COLLABORATIVE***

**RHP  
10**



**Financing of Integrated Health**

**Dr. Emilie Becker,  
HHSC**

**August 2015**

# Agenda

Roll Call

Introduction

Financing of Integrated  
Health

Questions and Answers

Heather Beal

Meredith Oney

Dr. Emilie Becker

All



# Financing of Integrated Health

---

**Emilie A. Becker, M.D.,  
Mental Health Medical Director  
Medicaid CHIP Division**

**August 2015**

## Models of Financing

---

- Larger Capitated Rate to Medical Home
- Pay BH to practice in Medical Home
- Pay Medical providers to practice in BH centers

## Models of Financing

---

- Integrated Case Managers
- BH and Medical in same location
- Share EHR



# Health Behavior Assessment Intervention

---

- April 1, 2014
- Less than 20 years old
- Medical diagnosis
- Biopsychosocial factors
- Colocation of Licensed Practitioner Healing Arts (LPHA) and Primary Care Physician (PCP)
- 96150-96155
- Texas Medicaid Health Partners (TMPH) website
- LPHA to have own National Provider Identification (NPI), use PCP office address/ billing service

## Same Day Billing

---

- May vary by plan
  - plans have been told to cover both medical and BH providers
- FQHCs included
- May be a problem if same procedure code is used

## Texas Health Steps

---

- 2/28/14
  - THSteps Advisory Panel recommended specific mental/behavioral health screening as part of the checkup for clients 12 years of age (older if not completed at 12 yr. checkup)
- 1 of the 4 approved tools
  - Pediatric Symptom Checklist (PSC-35)
  - Pediatric Symptom Checklist-Youth (PSC-Y)
  - Personal health Questionnaire-9 (PHQ-9)
  - CRAFFT



## E and M codes

---

- Physician evaluation and management established patient procedure codes:
  - 99211 - Usually the presenting problem(s) are minimal and typically 5 minutes are spent with the patient or supervising the services
  - 99212 - Usually the presenting problem(s) are self-limited or minor and typically 10 minutes are spent with the patient or family
  - 99213 - Usually the presenting problem(s) are of low to moderate severity and typically 15 minutes are spent with the patient or family
  - 99214 - Usually the presenting problem(s) are moderate to high severity and typically 25 minutes are spent with the patient or family
  - 99215 - Usually the presenting problem(s) are moderate to high severity and typically 40 minutes are spent with the patient or family

## BH CPT Codes

---

- Behavioral health procedure codes (the documentation of these codes have different requirements from the E and M codes):
  - 90791 - Psychiatric diagnostic evaluation without medical services
  - 90792 - Psychiatric diagnostic evaluation with medical services
  - 90832 - Psychotherapy, 30 minutes
  - 90834 - Psychotherapy, 45 minutes
  - 90837 - Psychotherapy, 60 minutes
  - 90847 - Family psychotherapy

## BH CPT add-ons

---

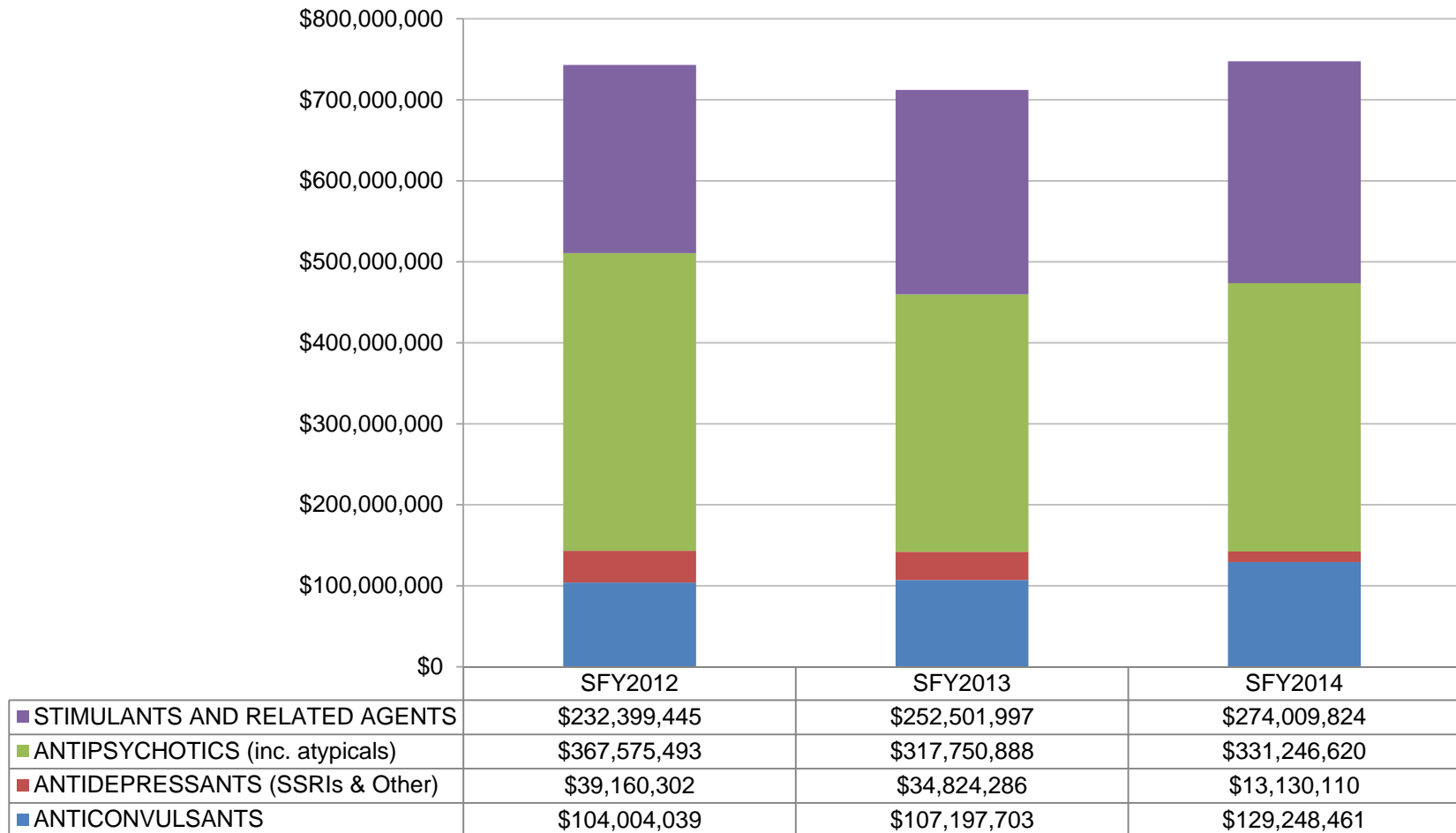
- Behavioral Health add-on procedure codes to bill in addition to E/M codes:
  - +90853 - Group Psychotherapy
  - +90833 - Psychotherapy, 30 minutes
  - +90838 - Psychotherapy, 60 minutes



## FFS & MCO Vendor Drug Program, SFY2014 YTD Expenditure

<b>FFS Expenditure - SFY2014 Year to Date Fourth Quarter</b>				
Rank	Therapeutic Class	PDF Class	Number of Claims	Amount Paid
1	STIMULANTS AND RELATED AGENTS	Y	519,087	\$110,440,426
2	ANTIPSYCHOTICS	Y	314,747	\$101,308,772
3	ANTICONVULSANTS	N	413,096	\$68,786,236
4	GROWTH HORMONE	Y	8,381	\$29,531,868
5	ANTIHEMOPHILIC FACTORS	N	1,037	\$29,184,295
6	GLUCOCORTICOIDS, INHALED	Y	101,709	\$25,345,819
7	PROTON PUMP INHIBITORS	Y	100,048	\$21,329,638
8	ANTIVIRAL MONOCLONAL ANTIBODIES	N	7,332	\$15,274,556
9	MUCOLYTICS	N	5,102	\$15,208,884
10	BRONCHODILATORS, BETA AGONIST	Y	212,252	\$13,871,376
<b>MCO Expenditure - SFY2014 Year to Date Fourth Quarter</b>				
Rank	Therapeutic Class	PDF Class	Number of Claims	Amount Paid
1	ANTIPSYCHOTICS	Y	660,431	\$229,937,848
2	STIMULANTS AND RELATED AGENTS	Y	827,716	\$163,569,398
3	GLUCOCORTICOIDS, INHALED	Y	459,175	\$106,495,041
4	PROTON PUMP INHIBITORS	Y	559,753	\$102,651,778
5	HYPOGLYCEMICS, INSULIN AND RELATED AGENTS	Y	284,822	\$93,260,823
6	INTRANASAL RHINITIS AGENTS	Y	567,627	\$61,513,822
7	CEPHALOSPORINS AND RELATED ANTIBIOTICS	Y	928,847	\$60,866,251
8	ANTICONVULSANTS	N	871,385	\$60,462,225
9	BRONCHODILATORS, BETA AGONIST	Y	1,237,796	\$57,368,591
10	FIBROMYALGIA	Y	208,764	\$57,183,966

# Combined FFS & MCO State Fiscal Years 2012-2014 Expenditures



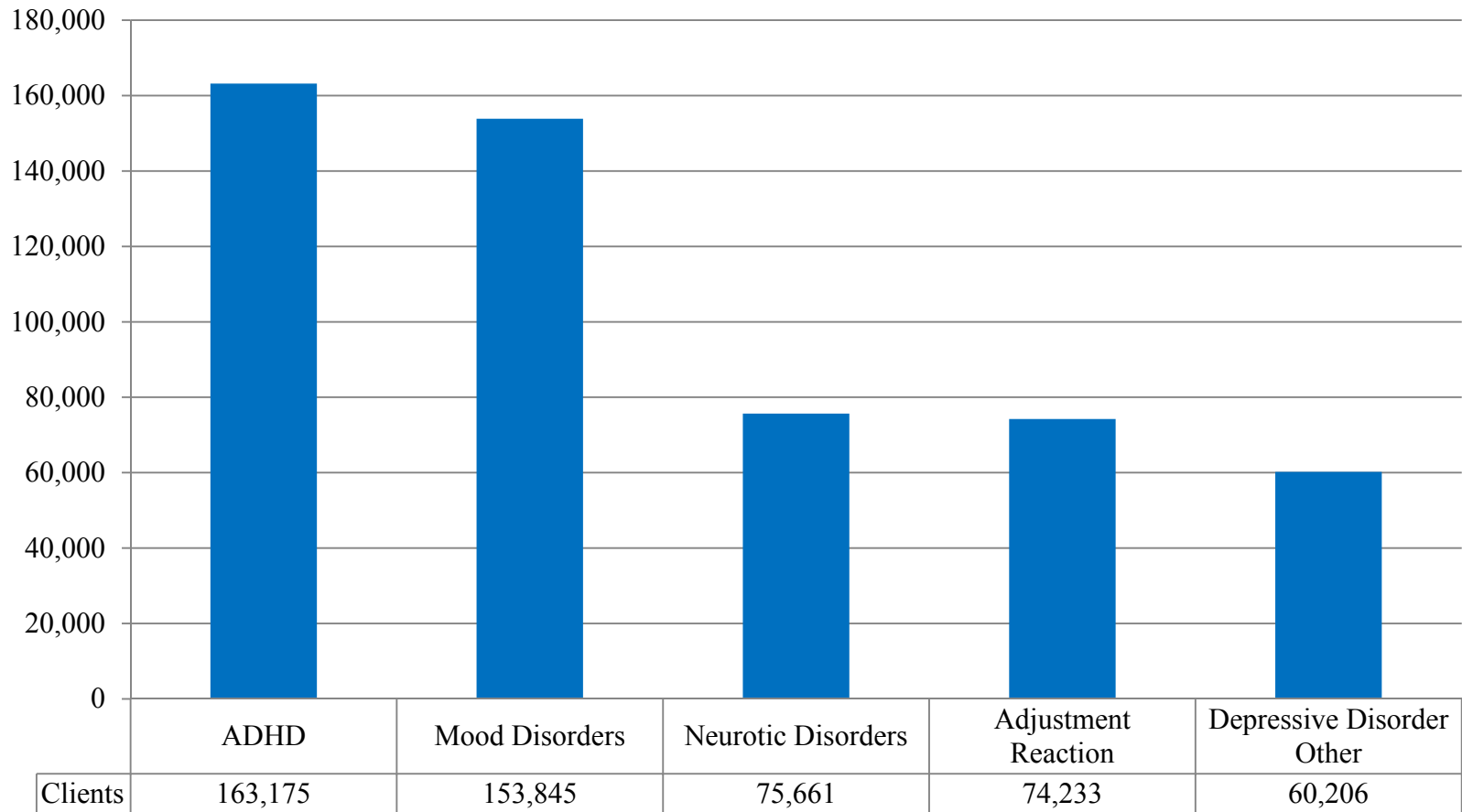


# Medication Assisted Treatment Cost (Annual cost)

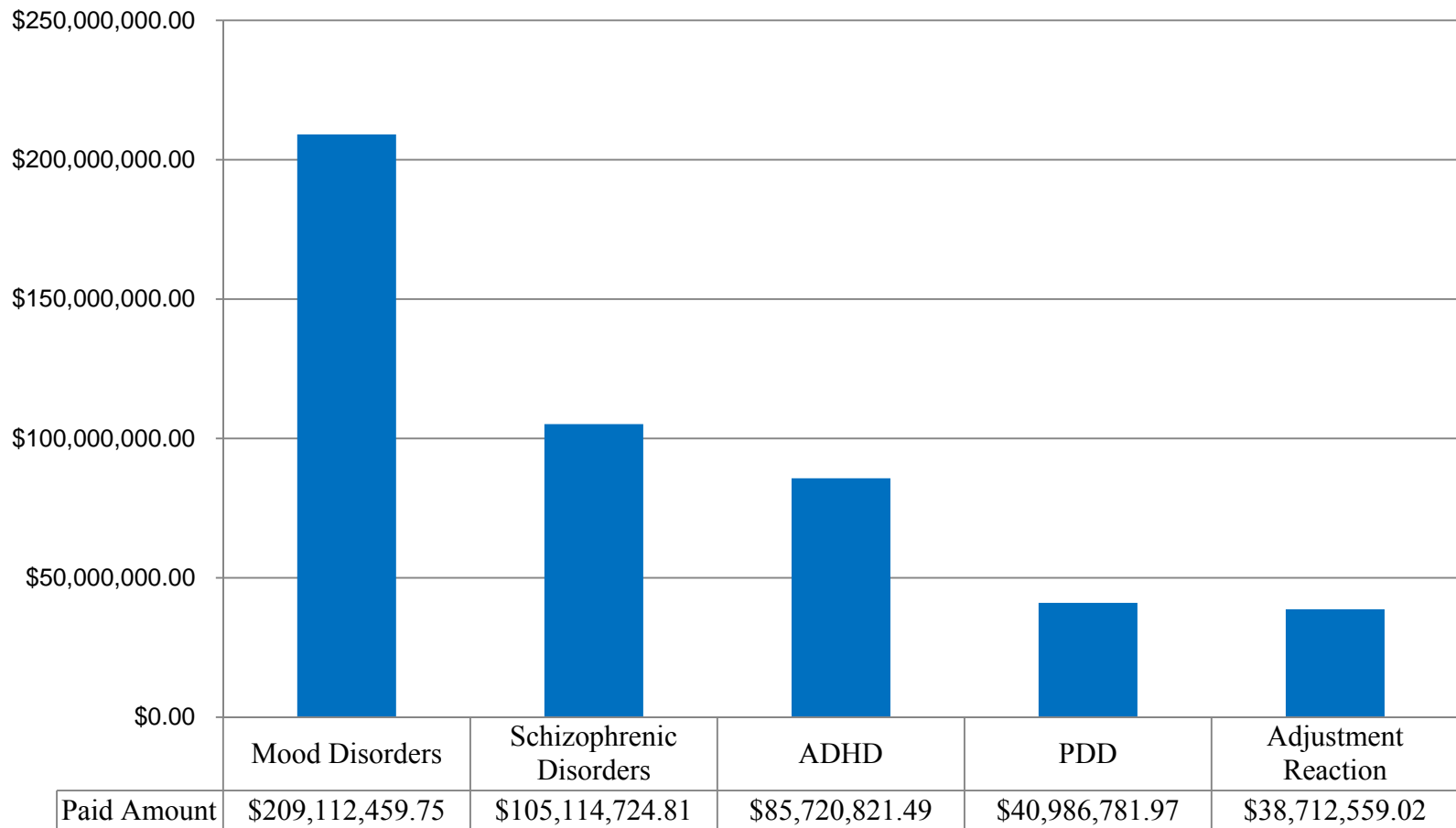
## Substance Abuse Medication Costs by Generic Drug Name, SFY2013

Generic Name	FFS	MCO	Total
ACAMPROSATE CALCIUM	\$8,365.95	\$87,747.43	\$96,113.38
BUPRENORPHINE	\$107,198.70	\$1,908,448.59	\$2,015,647.29
BUPRENORPHINE HCL	\$7,059.00	\$254,064.00	\$261,123.00
BUPRENORPHINE HCL/NALOXONE HCL	\$358,864.98	\$4,639,901.50	\$4,998,766.48
BUPROPION HBR	\$21,354.23	\$183,103.74	\$204,457.97
BUPROPION HCL	\$414,737.49	\$2,376,468.44	\$2,791,205.93
DISULFIRAM	\$1,306.45	\$25,663.44	\$26,969.89
<b>METHADONE HCL</b>	<b>\$29,014.81</b>	<b>\$163,448.49</b>	<b>\$192,463.30</b>
METHYLNALTREXONE BROMIDE	\$6,978.44	\$70,081.78	\$77,060.22
NALTREXONE HCL	\$251,381.23	\$104,372.79	\$355,754.02
NALTREXONE MICROSPHERES	\$0.00	\$5,544.00	\$5,544.00
NICOTINE	\$26,207.97	\$217,174.12	\$243,382.09
NICOTINE POLACRILEX	\$996.15	\$14,200.37	\$15,196.52
VARENICLINE TARTRATE	\$162,593.53	\$2,129,807.38	\$2,292,400.91
Total	\$1,396,058.93	\$12,180,026.07	\$13,576,085.00

# Top 5 Diagnosis: Medicaid Clients

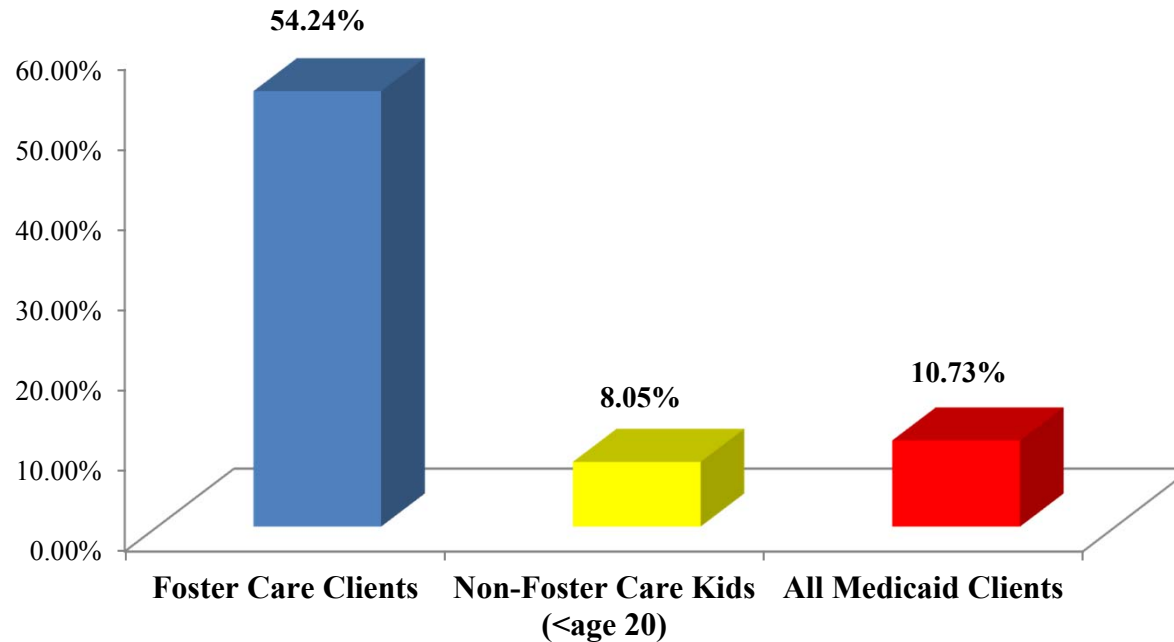


## Top 5 Diagnosis: Paid



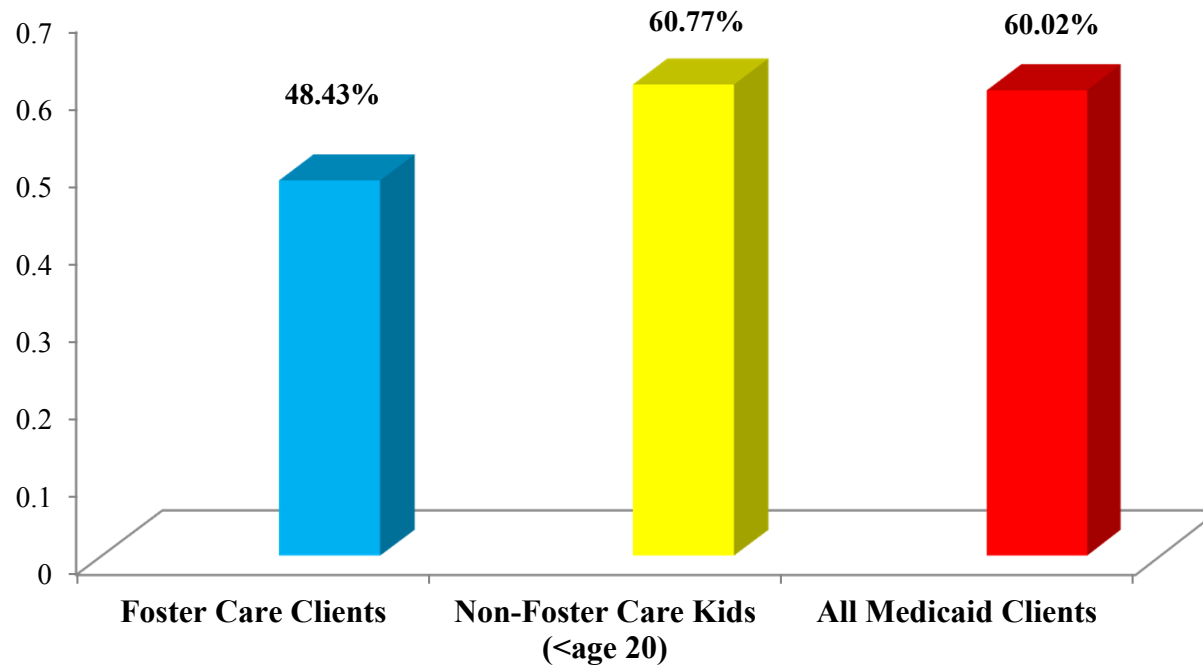


# Behavior Health Diagnosis



SFY 2012	Children with a Behavioral Health Diagnosis	Total in Group
Foster Care Clients	26,773	49,356
Non-Foster Care Kids (<age 20)	286,030	355,5370
All Medicaid Clients	557,492	5,195,506

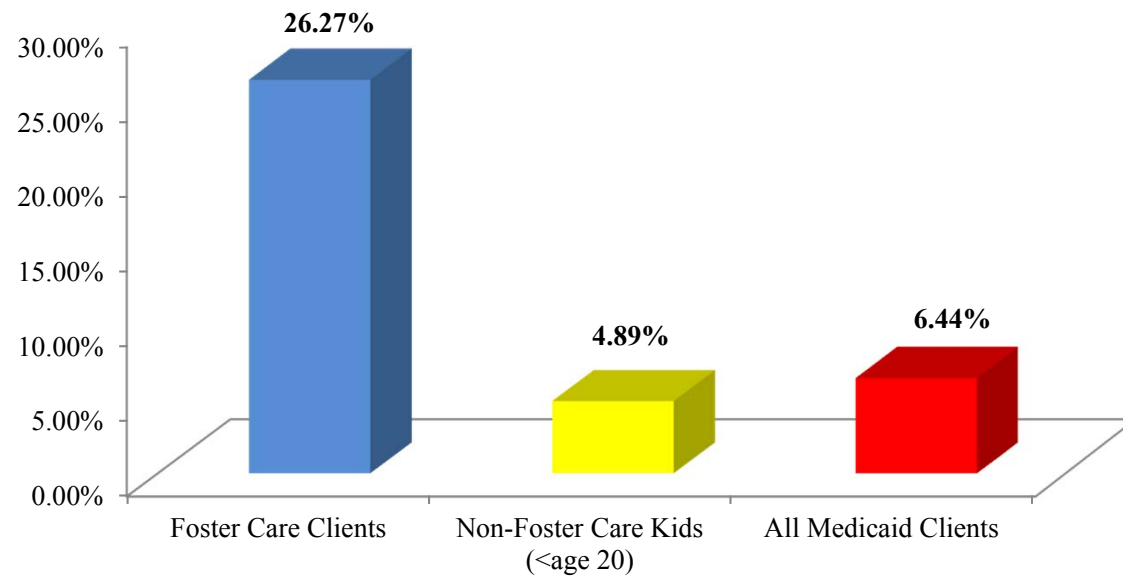
# Populations Taking Psychotropics



**SFY 2012**

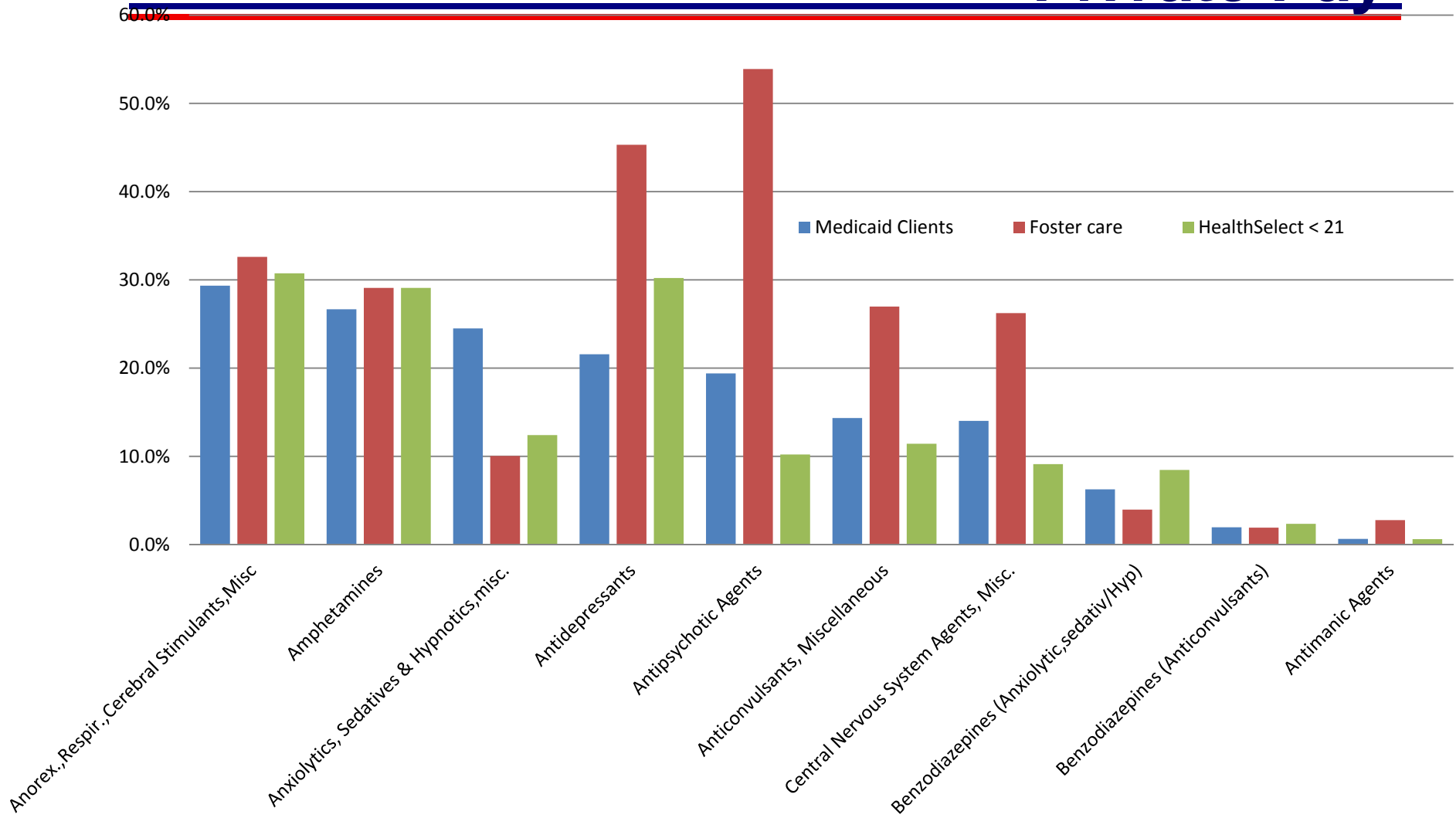
	<b>No. of Children with Behavioral Diagnosis Taking Medication</b>	<b>Number of Children with Behavioral Diagnosis</b>
Foster Care Clients	12,966	26,773
Non-Foster Care Kids (<age 20)	173,816	286,030
All Medicaid Clients	334,631	557,492

# Populations Taking Psychotropics

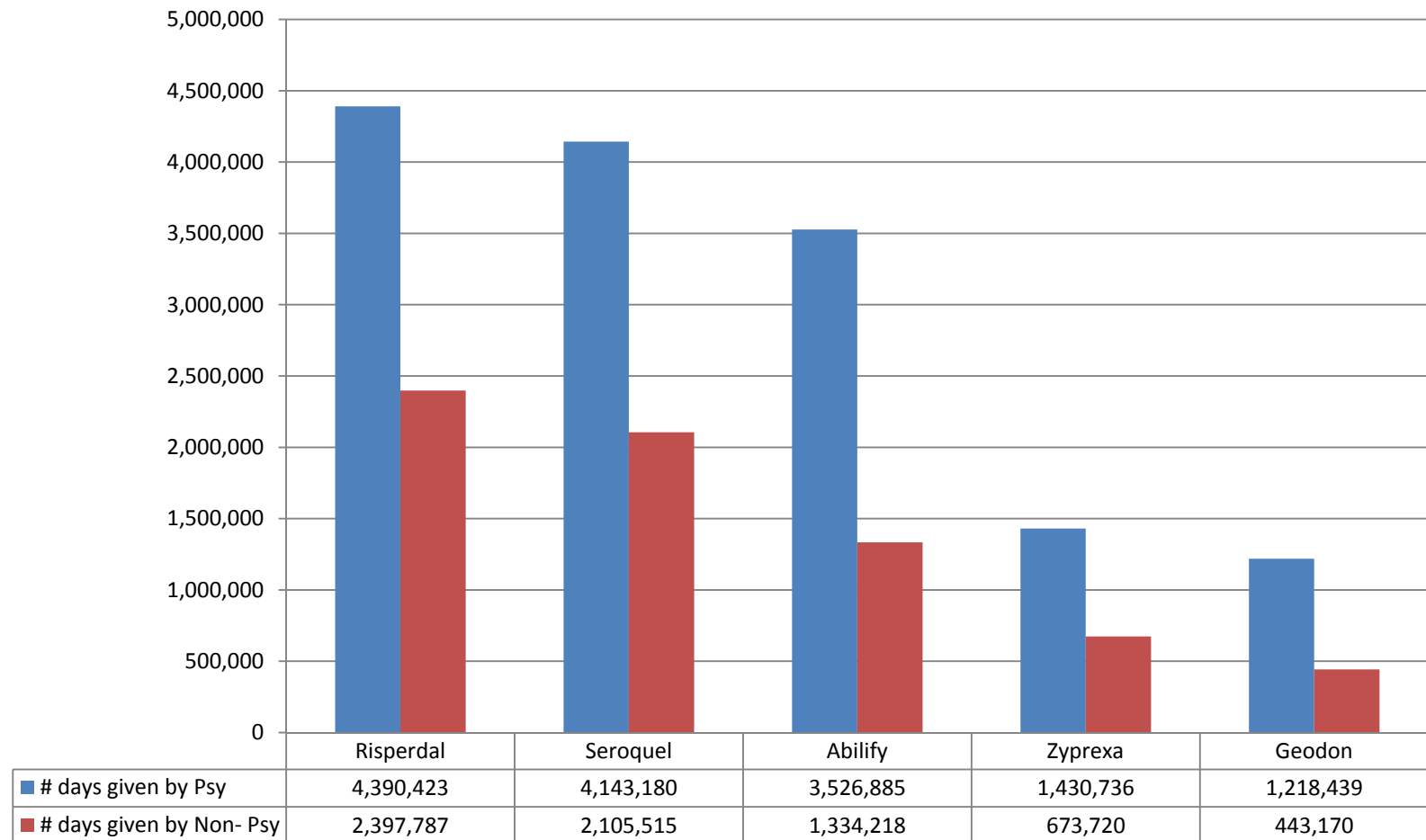


SFY 2012	Number w/ Behavioral Health Diagnosis & Psych Med	Total in Group
Foster Care Clients	12,966	49,356
Non-Foster Care Kids (<age 20)	173,816	3,555,370
All Medicaid Clients	334,631	5,195,506

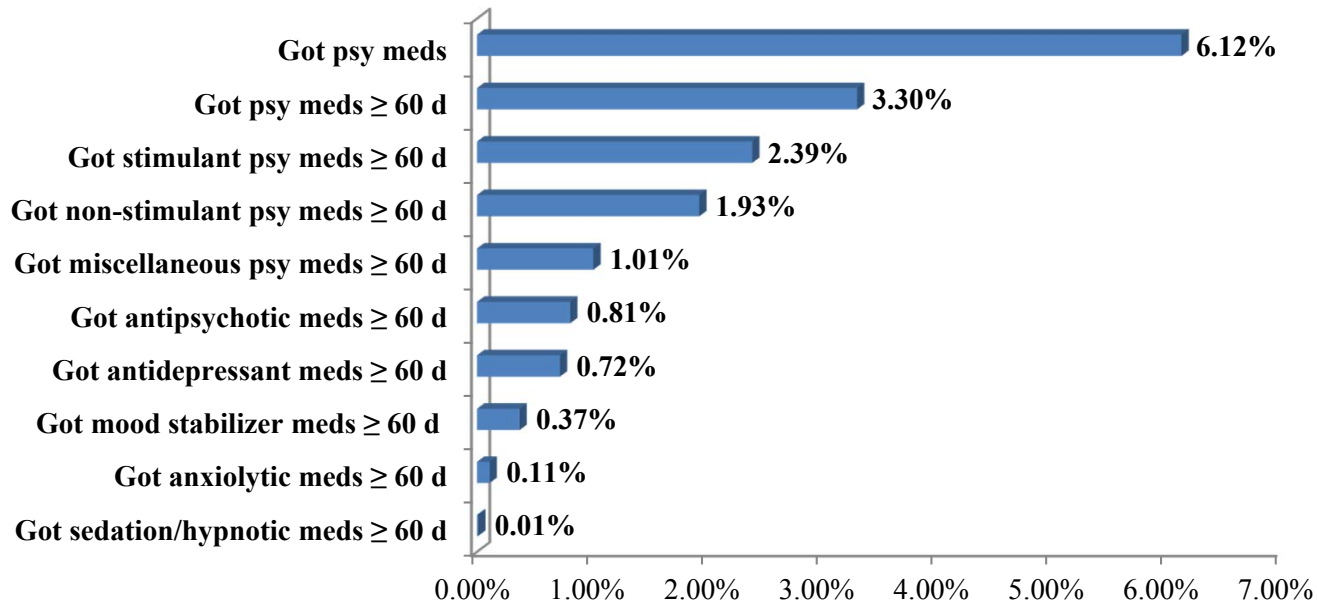
# Medicaid, Foster Care and Private Pay



# Top 5 Antipsychotics: Days Given and Provider Type



# Total Non-Foster Care Children on Medicaid in 2012 = 3,303,966



## Total Non-Foster Care Children on Medications by Groups in 2012

Got psy meds	202250	Got antipsychotic meds ≥ 60 d	26665
Got psy meds ≥ 60 d	108957	Got antidepressant meds ≥ 60 d	23899
Got stimulant psy meds ≥ 60 d	79109	Got mood stabilizer meds ≥ 60 d	12144
Got non-stimulant psy meds ≥ 60 d	63692	Got anxiolytic meds ≥ 60 d	3471
Got miscellaneous psy meds ≥ 60 d	33208	Got sedation/hypnotic meds ≥ 60 d	377



## Non-Foster Children Ages 0-17 Years: Top 10 Psychotropic Medications

---

---

<u>Psychotropic Meds</u>	<u>Number of Prescription</u>	<u>Percent of Group Total</u>
Vyvanse	187991	11.6
Methylphenidate	143143	8.9
Clonidine	130843	8.9
Intuniv	125079	7.7
Focalin	124814	7.7
Risperidone	118618	7.3
Adderall	70620	4.4
Abilify	62661	3.9
Trazodone	41867	2.6
Strattera	34359	2.1



# Questions

---

Emilie Attwell Becker, M.D.

Mental Health Medical Director  
Medicaid and CHIP Division  
Texas Health and Human Services Commission

Email: [emilie.becker@hhsc.state.tx.us](mailto:emilie.becker@hhsc.state.tx.us)



Region 10 Learning Collaborative  
Behavioral Health Monthly  
Webinar  
August 20th, 2015

Provider	Participant
MCA	-
Cook Children's	-
TCPH	-
MHMRTC	Mahie Ghoraishi, Karyssa Walsh, Kirk Broome, Melanie Navarro, Sheree Abro
NHH	-
PMC	-
Huguley	Jamie Judd
THFW	Jamie Judd
THSW	Jamie Judd, Charissa Huey
THS	Jamie Judd, Lori Dachroeden
Ennis Regional	-
Lakes Regional	Kari Rough
JPS Hospital	Wayne Young, Chris Wall, Faiz Hussain, Meredith Oney, Heather Beal
UT Southwestern Moncrief Cancer Institute	-
THAZ	Jamie Judd
Helen Farabee	-
Wise Regional	Shane Jones
THAM	Jamie Judd
Pecan Valley	-
THC	Jamie Judd
Baylor	-
THHEB	Jamie Judd
Dallas Children's	Jamie Marsh-Wheeler
UNTHSC	Andrew Harman
JPS PG	-
Methodist Mansfield	-

Region 10 Learning Collaborative  
Behavioral Health Monthly  
Webinar  
August 20th, 2015

Wise PG	Shane Jones
Glen Rose	-
Texas Health Alliance	Jamie Judd

Other Stakeholders

Provider	Participant